

Tobacco Use Prevention Education (TUPE) Requirements Roadmap

Storyboard - Draft

Learning Object 1





Fall 2022 IDT 505-52

Pr. Lindsay O'Neill

Victoria Heric

October 15, 2022


Style Guide

- Red #FF0000 
 - Gray #A6A6A6 
 - Black #000000 
 - White #ffffff 
-
- Font: Futura 18, 20 & 11 Pt.

Project Name:
TUPE Requirements Roadmap

Screen Name:
Welcome

Screen #:
1



Functionality:

Opening screen of course, click welcome button to begin.

Graphics/Media:

TUPEStoryboardSlide_1.png

Navigation:

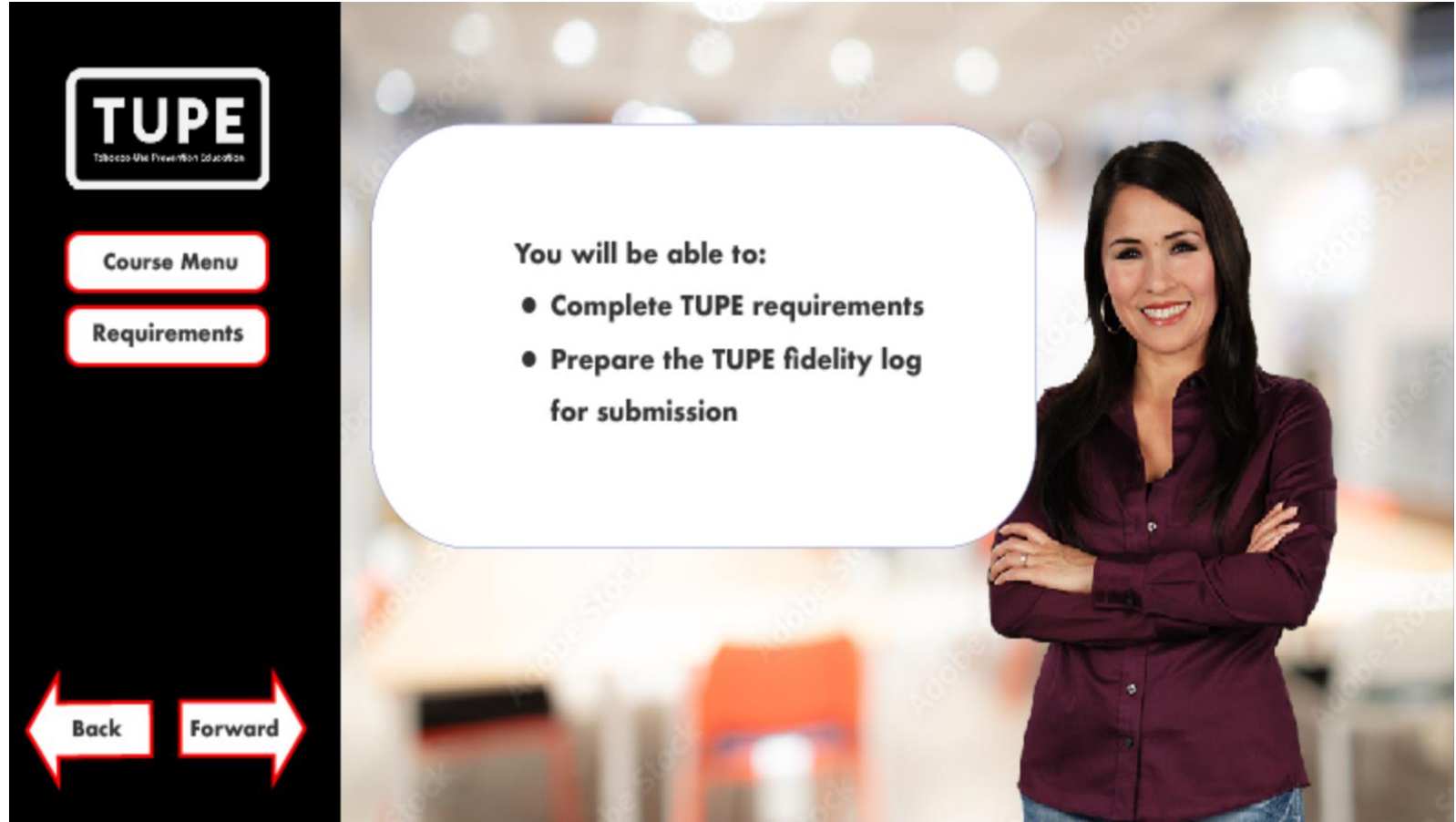
Click start button to advance to the next screen.

Additional Comments:

Project Name:
TUPE Requirements Roadmap

Screen Name:
Learning Objective

Screen #:
2



Functionality:

Objectives slide describes what the learner can achieve by the end of this course.

Graphics/Media:

TUPEStoryboardSlide_2.png

Navigation:

Arrow buttons at the bottom of the screen advances user to the next slide, and back button sends user to previous screen. TUPE logo takes user to Welcome Page 1.

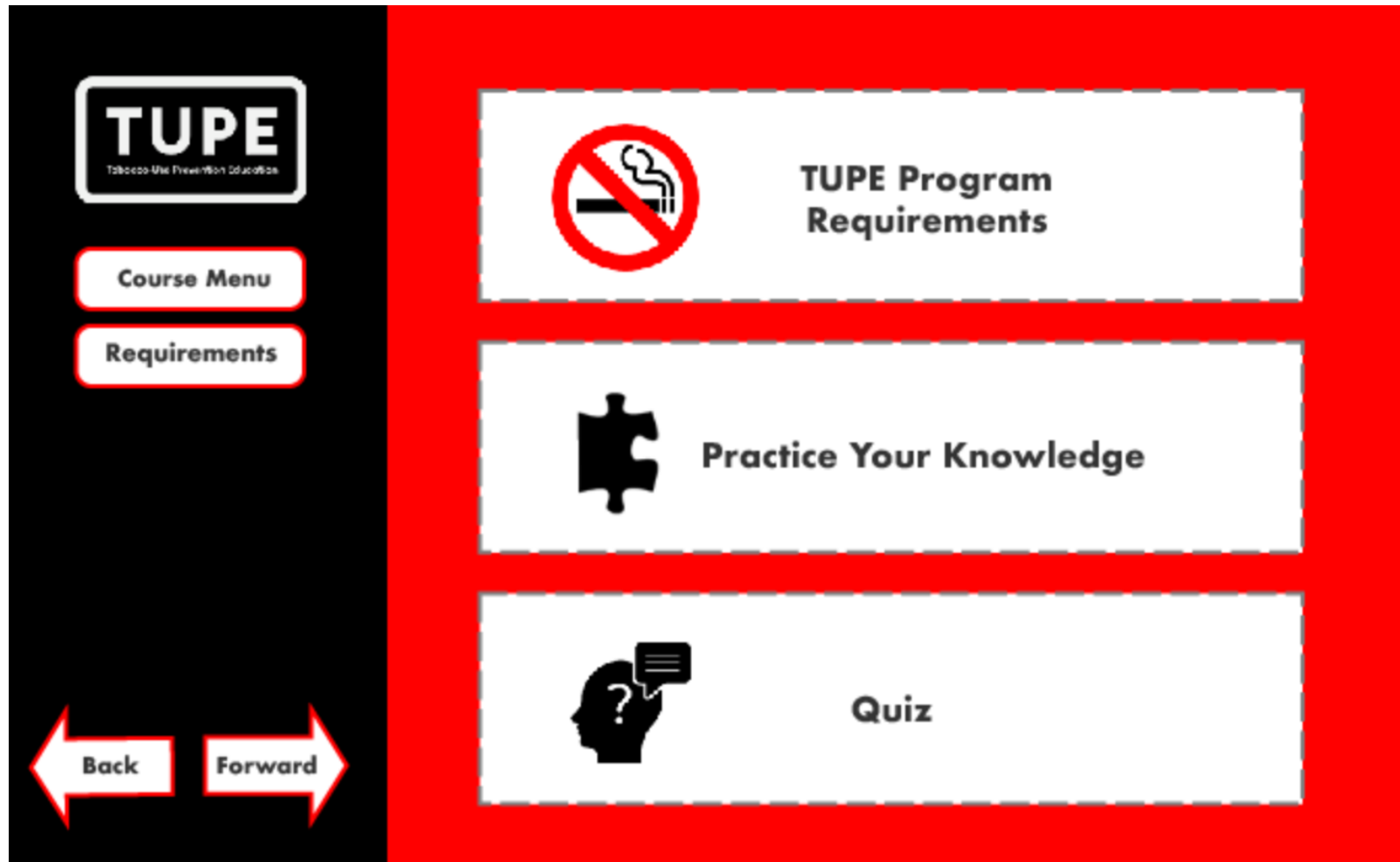
Course menu button takes user to Course Menu page, Requirements button takes user to Requirements page.

Additional Comments: Voiceover: Teachers like you make the difference by bringing Tobacco Use Prevention Education to your school. By the end of this course, you will be able to complete the TUPE requirements and prepare the TUPE fidelity log for submission.

Project Name:
TUPE Requirements Roadmap

Screen Name:
Course Menu

Screen #:
3



Functionality:

Opening screen of course, click welcome button to begin.

Graphics/Media:

TUPEStoryboardSlide_1.png

Navigation:

Arrow buttons at the bottom of the screen advances user to the next slide, and back button sends user to previous screen. TUPE logo takes user to Welcome Page 1.

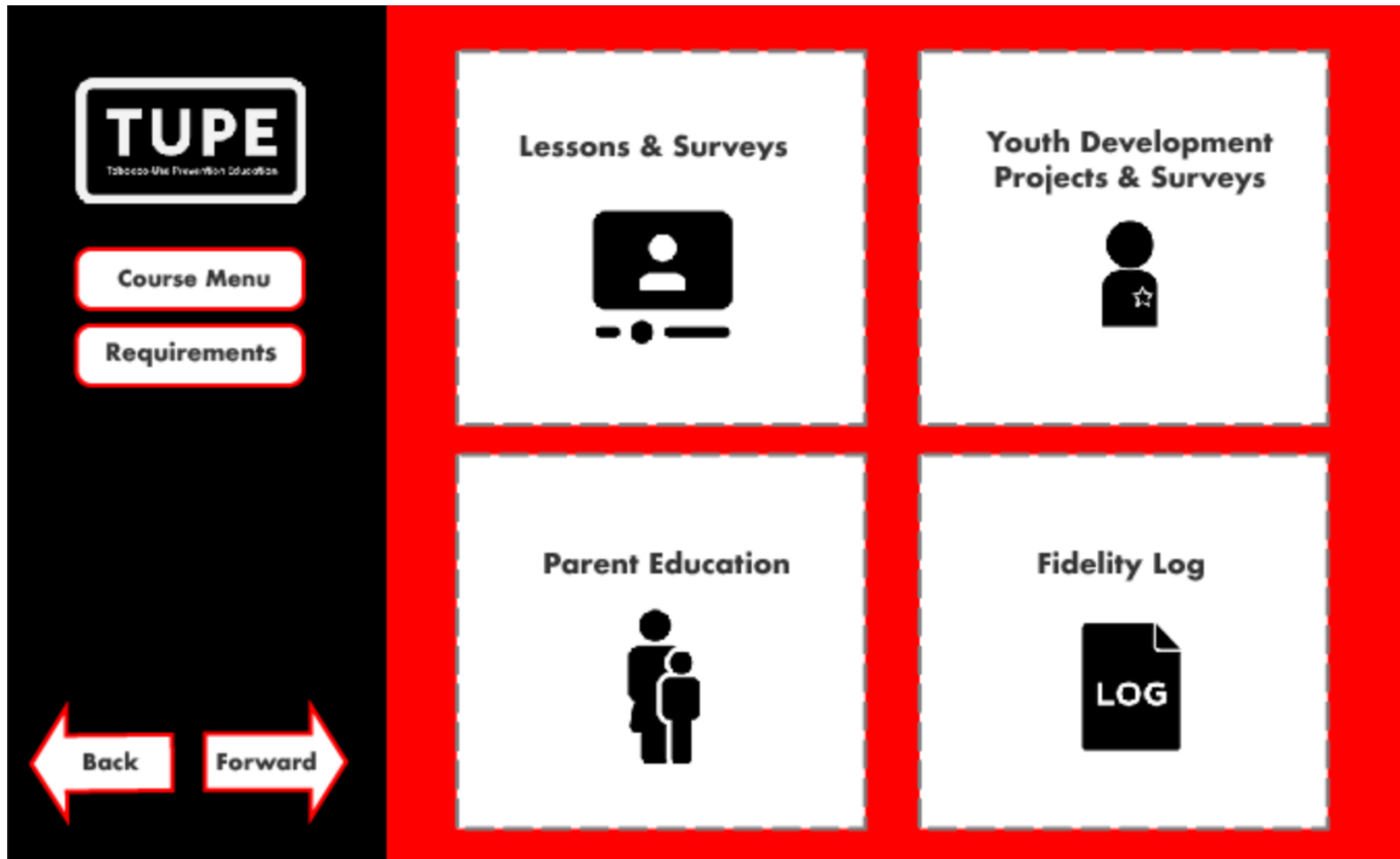
Course menu button takes user to Course Menu page, Requirements button takes user to Requirements page.

Additional Comments:

Project Name:
TUPE Requirements Roadmap

Screen Name:
Requirements

Screen #:
4



Functionality:

Opening screen of course, click welcome button to begin.

Graphics/Media:

TUPEStoryboardSlide_1.png

Navigation:

Arrow buttons at the bottom of the screen advances user to the next slide, and back button sends user to previous screen. TUPE logo takes user to Welcome Page 1.

Course menu button takes user to Course Menu page, Requirements button takes user to Requirements page.

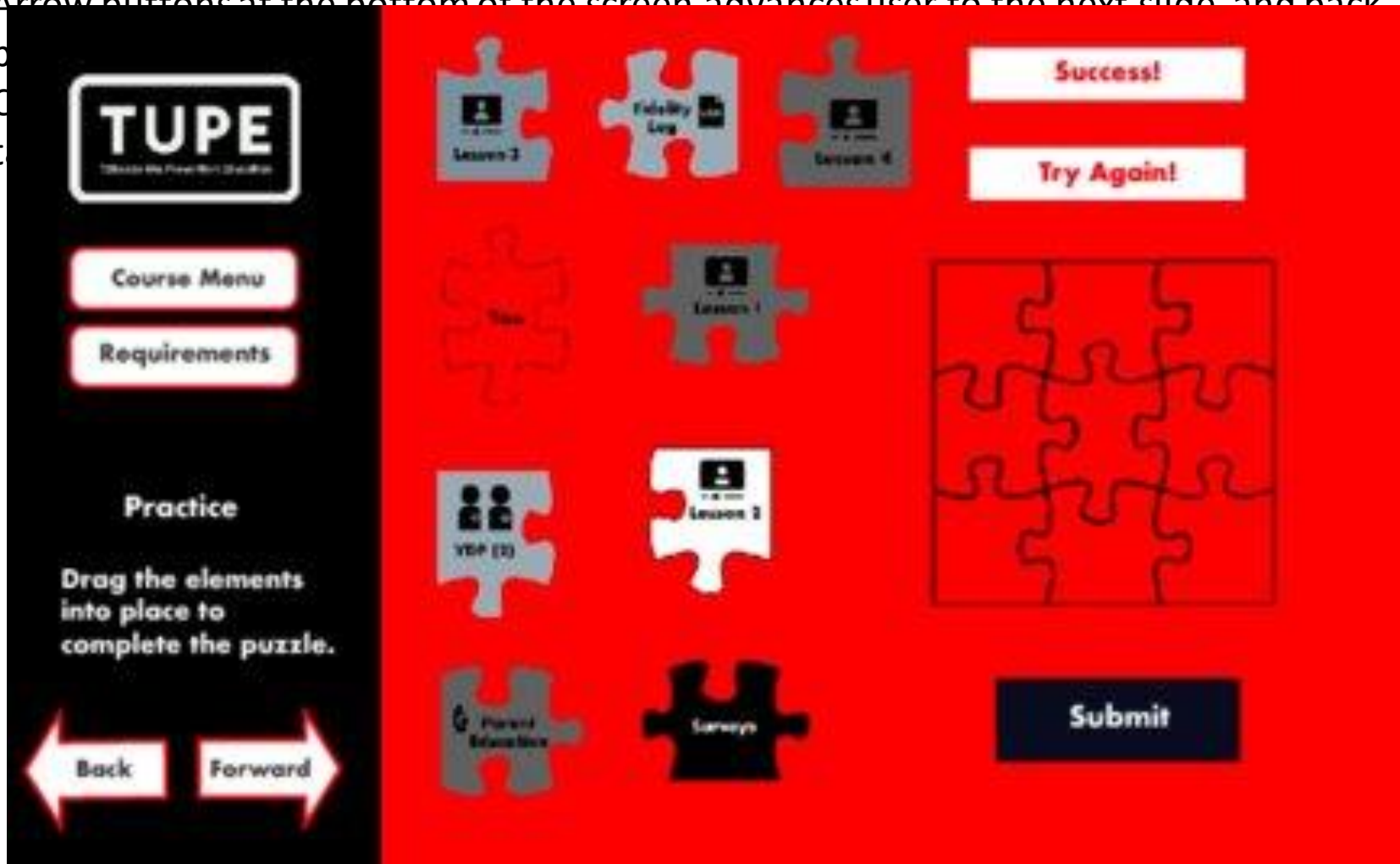
Additional Comments:

Project Name:
TUPE Requirements Roadmap

Screen Name:
Drag and Drop Activity

Screen #:
5

Arrow buttons at the bottom of the screen advances user to the next slide, and back



Functionality:

User completes the drag and drop activity to pull the four requirements together of the TUPE program from the left UI navi.

Graphics/Media:

TUPEStoryboardSlide_3.png
(each puzzle piece will have a different requirement graphic).

Navigation:

Arrow buttons at the bottom of the screen advances user to the next slide, and back button sends user to previous screen. TUPE logo takes user to Welcome Page 1. Course menu button takes user to Course Menu page, Requirements button takes user to Requirements page.

Project Name:
TUPE Requirements Roadmap

Screen Name:
Quiz

Screen #:
6



Functionality:

Opening screen of course, click welcome button to begin.

Graphics/Media:

TUPEStoryboardSlide_1.png

Navigation:

Arrow buttons at the bottom of the screen advances user to the next slide, and back button sends user to previous screen. TUPE logo takes user to Welcome Page 1.

Course menu button takes user to Course Menu page, Requirements button takes user to Requirements page.

Additional Comments:

Project Name:
TUPE Requirements Roadmap

Screen Name:
Lessons & Surveys

Screen #:
4.1



The main content area is a red-bordered slide. At the top left is the 'CATCH MY BREATH' logo. The title 'Lesson 1' is in a large, white, sans-serif font. Below the title is a blue box containing the objective: 'Objective: Students will be able to learn about the effects of e-cigarettes/vape by completing a jigsaw and taking notes.' To the right of the blue box is the 'Agenda' section, which lists four items: 'Big Decisions (5 min)', 'Get the Facts Straight (6 min)', 'Aerosol Analysis (11 min)', and 'Consequences (10 min)'. Below the agenda is a red box containing a list of bullet points: 'Complete the Catch My Breath Lessons: Session 1: Understand the Choice', 'Session 2: The Brain Rewired', 'Session 3: Stand Firm on Your Choices', 'Session 4: Your Life. Your Choice', and 'Students complete a survey after each lesson'. At the bottom of the slide, there is a small copyright notice and the logos for 'BE VAPE FREE' and 'DISCOVERY'.

Functionality:

Opening screen of course, click welcome button to begin.

Graphics/Media:

TUPEStoryboardSlide_1.png

Navigation:

Arrow buttons at the bottom of the screen advances user to the next slide, and back button sends user to previous screen. TUPE logo takes user to Welcome Page 1.

Course menu button takes user to Course Menu page, Requirements button takes user to Requirements page.

Additional Comments:

Project Name:
TUPE Requirements Roadmap

Screen Name:
Youth Development Projects & Surveys

Screen #:
4.2



Functionality:

Opening screen of course, click welcome button to begin.

Graphics/Media:

TUPEStoryboardSlide_1.png

Navigation:

Arrow buttons at the bottom of the screen advances user to the next slide, and back button sends user to previous screen. TUPE logo takes user to Welcome Page 1.

Course menu button takes user to Course Menu page, Requirements button takes user to Requirements page.

Additional Comments:

Project Name:
TUPE Requirements Roadmap

Screen Name:
Parent Education

Screen #:
4.3

TUPE
Tobacco Use Prevention Education

Course Menu

Requirements

Parent Education

Back **Forward**

Parent education sessions:

- E-Cigarettes 101
- Protective Factors
- Mental Health and Vape Use
- 30-45 minute sessions
- District coordinates interpretation services
- Flexible scheduling options
- Youth voice and partnership opportunities

VAPING PREVENTION PARENT EDUCATION SERIES

Session 1: E-Cigarettes 101
This session will explore definitions of terms, the risks of e-cigarettes, the use of e-cigarettes, and the role of youth vapers, and identify the signs and symptoms of e-cigarette use.

Session 2: Protective Factors
Participants who attend this session will explore protective factors that can be implemented in home to assist in preventing e-cigarette use among young people, such as talking to parents, guardians, and caregivers who have the role to help in the reduction of e-cigarette use among youth.

Session 3: Mental Health and Vape Use
Participants will increase their knowledge on the role of student mental health and its relationship to e-cigarette use, and explore the role of mental health in the use of e-cigarettes, and the role of mental health in the use of e-cigarettes, and the role of mental health in the use of e-cigarettes.

For more information and to schedule your session, contact:

Public Support, R&A Program Specialist, Tobacco Prevention 714.960.6300

Community Engagement, R&A Program Specialist, Tobacco Prevention 714.960.6300

Functionality:

Opening screen of course, click welcome button to begin.

Graphics/Media:

TUPEStoryboardSlide_1.png

Navigation:

Arrow buttons at the bottom of the screen advances user to the next slide, and back button sends user to previous screen. TUPE logo takes user to Welcome Page 1. Course menu button takes user to Course Menu page, Requirements button takes user to Requirements page.

Additional Comments:

Project Name:
TUPE Requirements Roadmap

Screen Name:
Fidelity Log

Screen #:
4.4

Functionality:

Opening screen of course, click welcome button to begin.

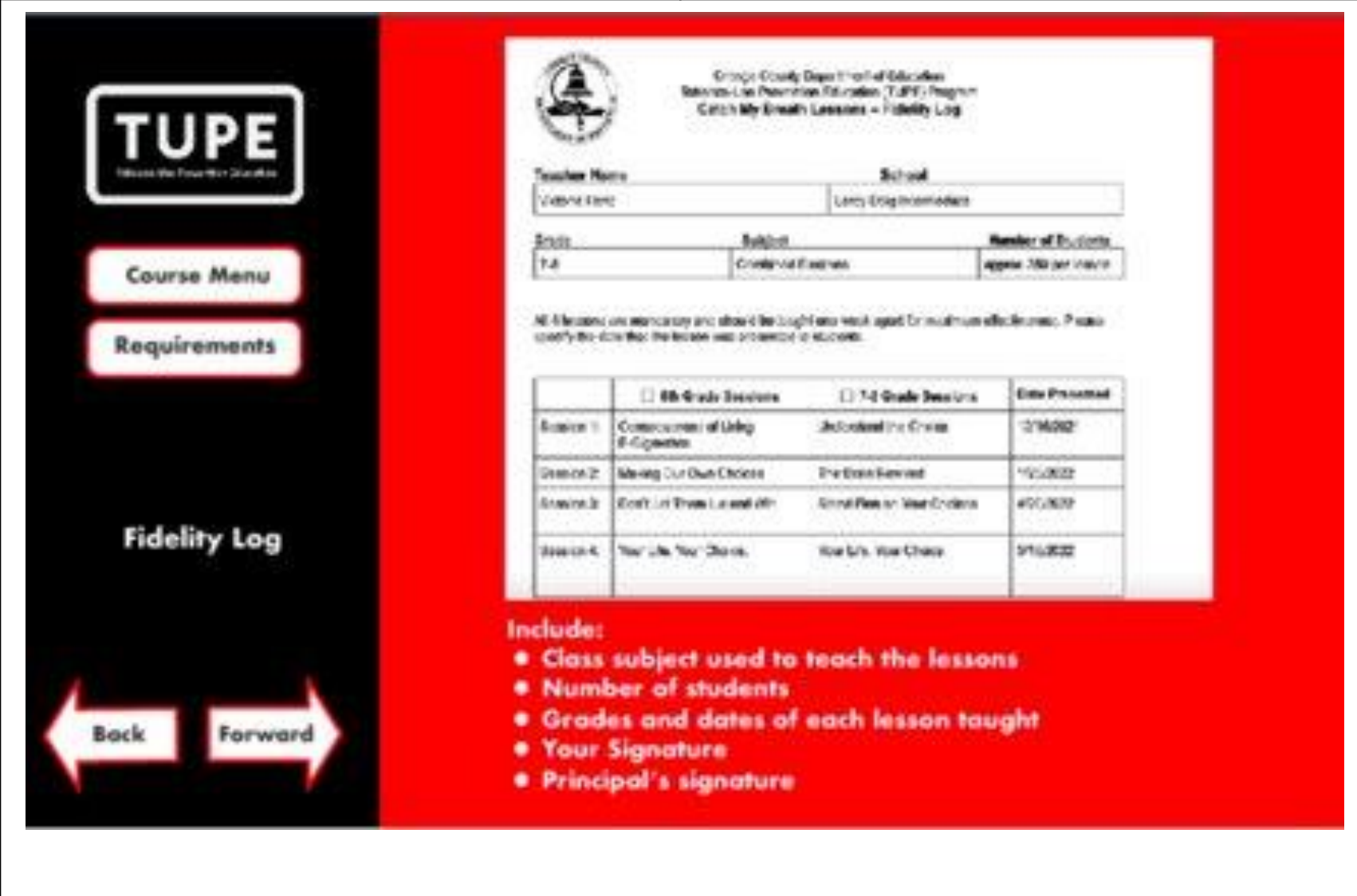
Graphics/Media:

TUPEStoryboardSlide_1.png

Navigation:

Arrow buttons at the bottom of the screen advances user to the next slide, and back button sends user to previous screen. TUPE logo takes user to Welcome Page 1.

Course menu button takes user to Course Menu page, Requirements button takes user to Requirements page.



Additional Comments:

Project Name:
TUPE Requirements Roadmap

Screen Name:
End Screen

Screen #:
14

Functionality:

Opening screen of course, click welcome button to begin.

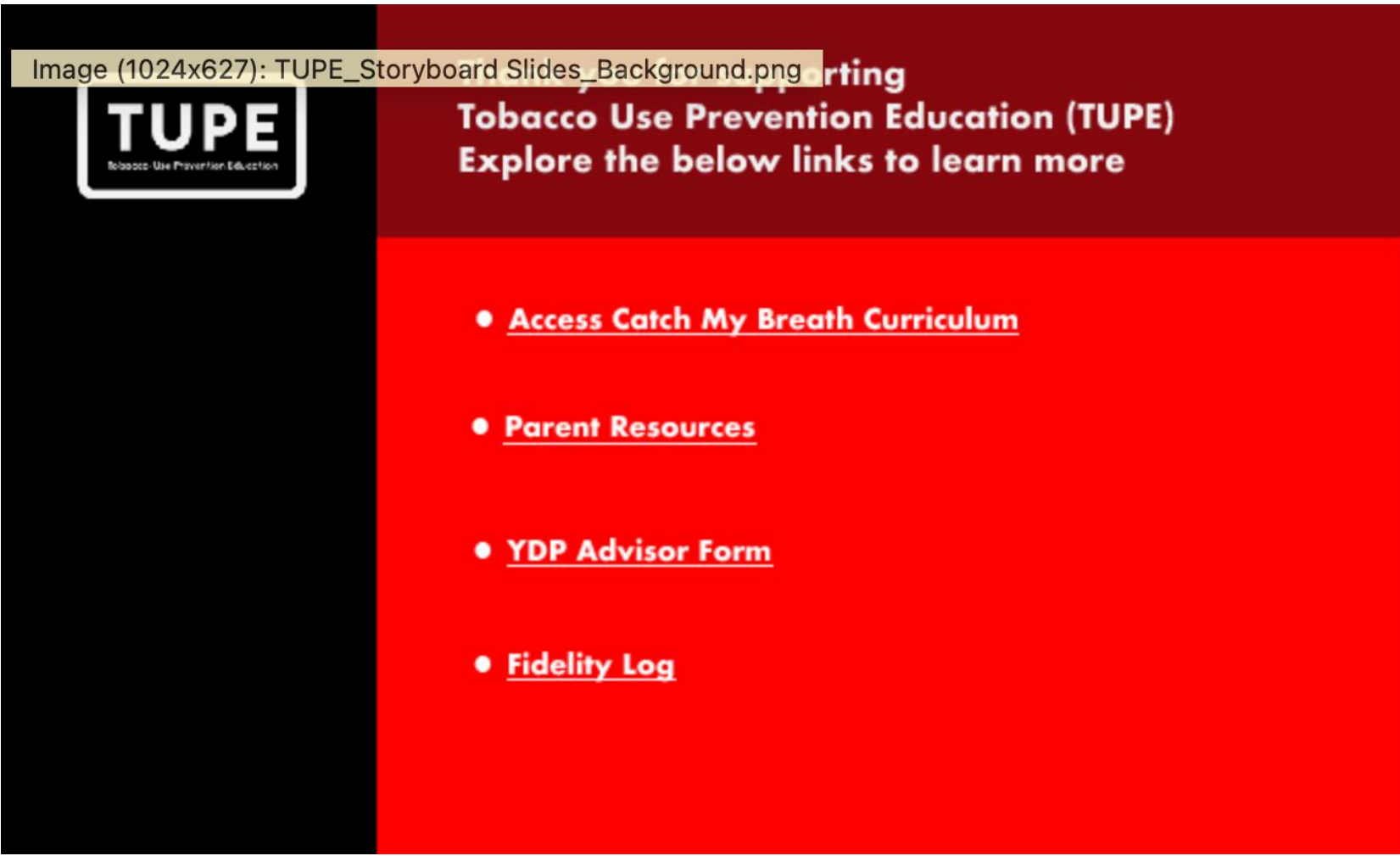
Graphics/Media:

TUPEStoryboardSlide_1.png

Navigation:

Arrow buttons at the bottom of the screen advances user to the next slide, and back button sends user to previous screen. TUPE logo takes user to Welcome Page 1.

Course menu button takes user to Course Menu page, Requirements button takes user to Requirements page.



Additional Comments: